


RUIZ



1210/2 Furzer Street Phillip ACT

1 1 1

Multiple Brand new 1-bedroom apartments available!!

Rent for a 1 bedroom | 1 bathroom | 0 car space: \$420 - \$450

Rent for a 1 bedroom | 1 bathroom | 1 car space: \$460 - \$525

Follow these links to apply now!


https://apply.sortedservices.com/#/properties?id=a4981c55-c76c-4ebc-a232-334b640e9de6&type=t&agencyCode=AU_RUIZ

Explore a new dimension of luxury living at WOVA-the


[For full version visit the website](#)

Type : Apartment

View : <https://www.ruizproperty.com.au/lease/act/woden-valley/philip/residential/apartment/8053471>



Kaylee Wang
0421 668 067



Gloria Luo
0402 267 667

<https://www.ruizproperty.com.au>

APT TYPE 1E BUILDING TWO

INTERNAL	52m ²
EXTERNAL	8m ²
TOTAL AREA	60m ²

APPLICABLE TO UNITS

708 710 808 810 908 910 1008 1010
 1108 1110 1208 1210 1308 1310 1408 1410
 1508 1510 1608 1610 1708 1710 1808 1810
 1908 1910 2008 2010 2108 2110 2208 2210

LEVEL PLAN



LEVEL 7-22

SITE PLAN



The plans should be used as a guide. They are believed to be accurate at the time of printing but are not guaranteed to reflect the plans in the contract of sale or the building as constructed. Buyers should read the terms in the contract and the plans contained therein and rely on professional advice to understand their rights and obligations. Design changes to the development will be notified in accordance with the terms of the contract and requirements of the Civil Law (Property) Act.

Does floor area calculations are taken from the exterior face of end walls, the centerline of party walls and the exterior face of common area walls. Depictions of furnishings and floor coverings, and fittings are not shown to scale, nor included in the sale for the indicated price or at all unless expressly included. Some purchaser options may not be shown. Graphics of tiling, paving layout, balustrades, service equipment, and shade devices that are indicative only. Location of power, television or internet connection and the like are indicative only. Bulkheads for services may not be depicted. Columns, subheads and other structural elements may vary in dimension and location throughout the building when constructed.



LEGEND

- AC Condenser
- DW Dishwasher
- F Fridge space
- L Linen
- P Pantry
- S Storage
- R Robe
- WM Washing machine space

